

Scaled data based on original data using
LM-79-08 Approved Method: Electrical and Photometric Measurements of Solid-
State Lighting Products

Test Report Prepared for
Cooper Lighting Solutions
(formerly Eaton)

Brand: McGRAW-EDISON

Report Number: P386282

Luminaire Tested: **GWC-SA1D-830-U-T2-HSS**

Issue Date: 3/3/2020

Test Information

Test Method: LM-79-08
Report Number: P386282
TEST IS SCALED FROM IESNA LM-79-08 TEST DATA (G2-1903-205-13)
Test Lab: INNOVATION CENTER
Issue Date: 3/3/2020
Manufacturer: COOPER LIGHTING SOLUTIONS (FORMERLY EATON)
Product Line: MCGRAW-EDISON
Catalog Number: GWC-SA1D-830-U-T2-HSS
Description: GALLEON WALL LUMINAIRE
(1) 80 CRI, 3000K, 1200mA LIGHTSQUARE WITH 16 LEDS AND TYPE II OPTICS
WITH HOUSE SIDE SHIELD
Light Source: -
Ballast/Driver: ELECTRONIC DRIVER

Summary

Lumens per Lamp: N/A
Luminaire Lumens: 4684 lumens
Efficiency: N/A
Efficacy: 71.0 lumens/watt
Luminous Opening: Rectangular (W 0.5' x L: 0.5' x H: 0')
IES Classification: Type II - Medium
BUG Rating: B0 - U0 - G1

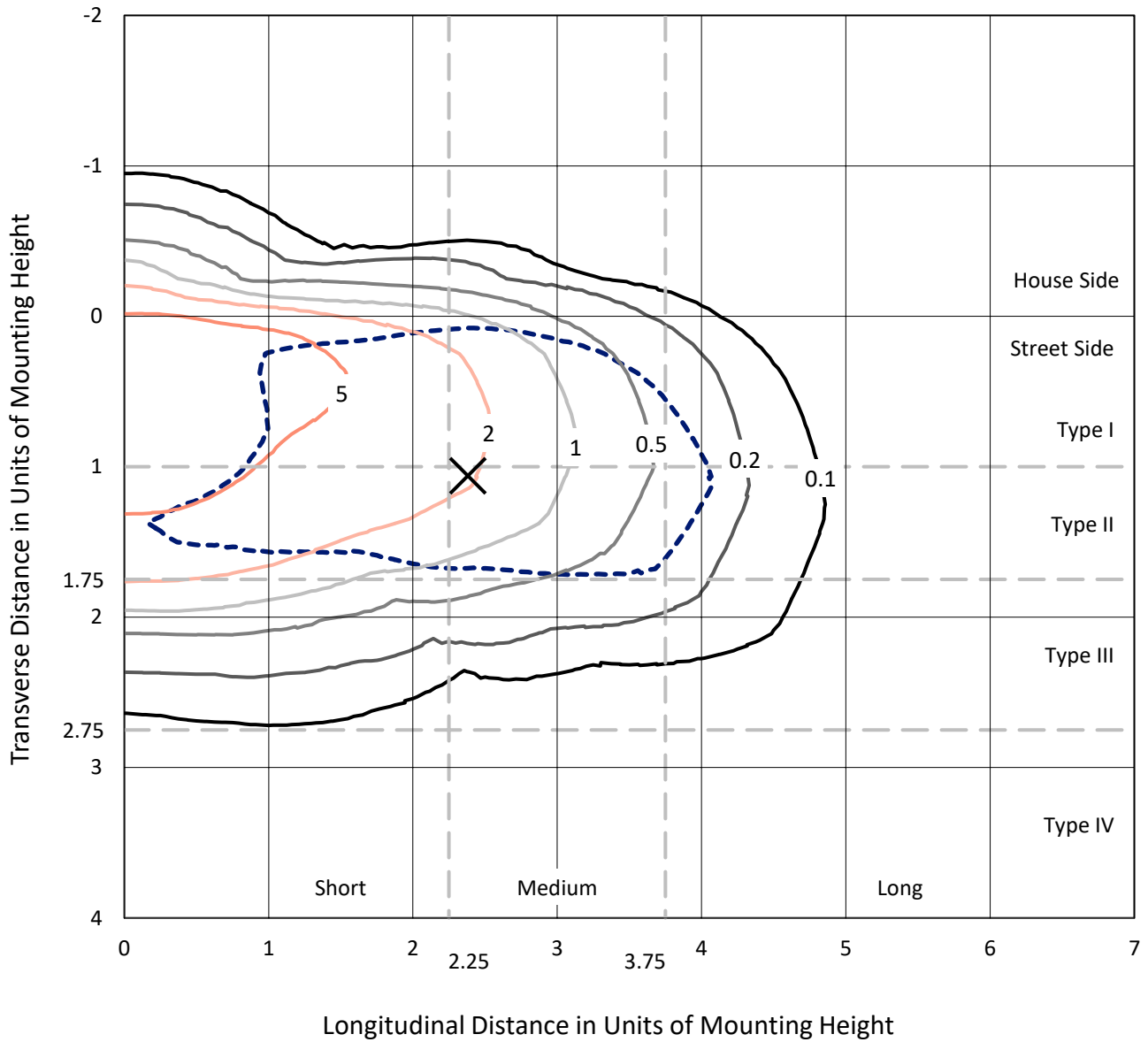
Input Watts (W): 66
Input Voltage (V): NR
Input Current (A_{in}): NR
Voltage Rise (V): NR
Power Factor: NR
Total Harmonic Distortion (THDi): NR
Frequency (hertz): 60
Stabilization Time: NR
Operation Time: NR
Ambient Temperature (°C): NR
Test Distance: 24 FT



REPORT NUMBER: P386282
 CATALOG NUMBER: GWC-SA1D-830-U-T2-HSS

Iso-Footcandle Lines of Horizontal Illumination

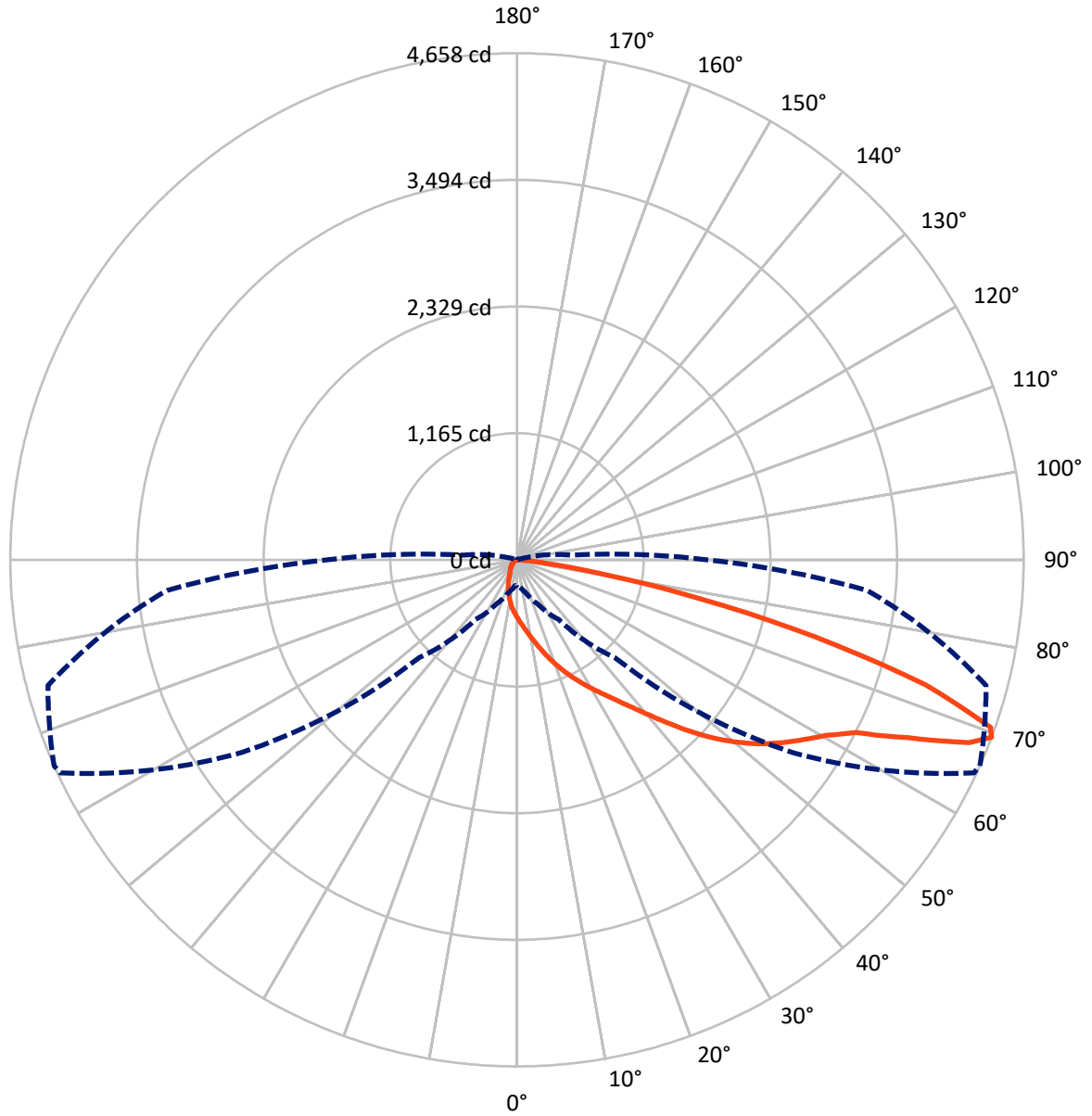
✕ Max cd
 - - - 1/2 Max cd



Based on 10 foot mounting height. Maximum calculated value = 8.8 fc
 Type II - Medium - N/A

REPORT NUMBER: P386282
CATALOG NUMBER: GWC-SA1D-830-U-T2-HSS

Luminous Intensity Polar Plot



— Vertical Plane Through 66-Deg Lateral - - - Horizontal Cone Through 69-Deg Vertical

REPORT NUMBER: P386282

CATALOG NUMBER: GWC-SA1D-830-U-T2-HSS

FLUX DISTRIBUTION:

		Downward	Upward	Total
House Side	Lumens	281.0	0.0	281.0
	% Fixture	6.0	0.0	6.0
Street Side	Lumens	4403.0	0.0	4403.0
	% Fixture	94.0	0.0	94.0
Total	Lumens	4684.0	0.0	4684.0
	% Fixture	100.0	0.0	100.0

ZONAL LUMENS:

Zone	Lumens	% Fixture
0°-10°	51.5	1.1
10°-20°	153.4	3.3
20°-30°	267.0	5.7
30°-40°	468.5	10.0
40°-50°	784.2	16.7
50°-60°	1152.8	24.6
60°-70°	1183.6	25.3
70°-80°	584.3	12.5
80°-90°	38.6	0.8
90°-100°	0.0	0.0
100°-110°	0.0	0.0
110°-120°	0.0	0.0
120°-130°	0.0	0.0
130°-140°	0.0	0.0
140°-150°	0.0	0.0
150°-160°	0.0	0.0
160°-170°	0.0	0.0
170°-180°	0.0	0.0
0°-90°	4684.0	100.0
0°-180°	4684.0	100.0

Coefficient of Utilization



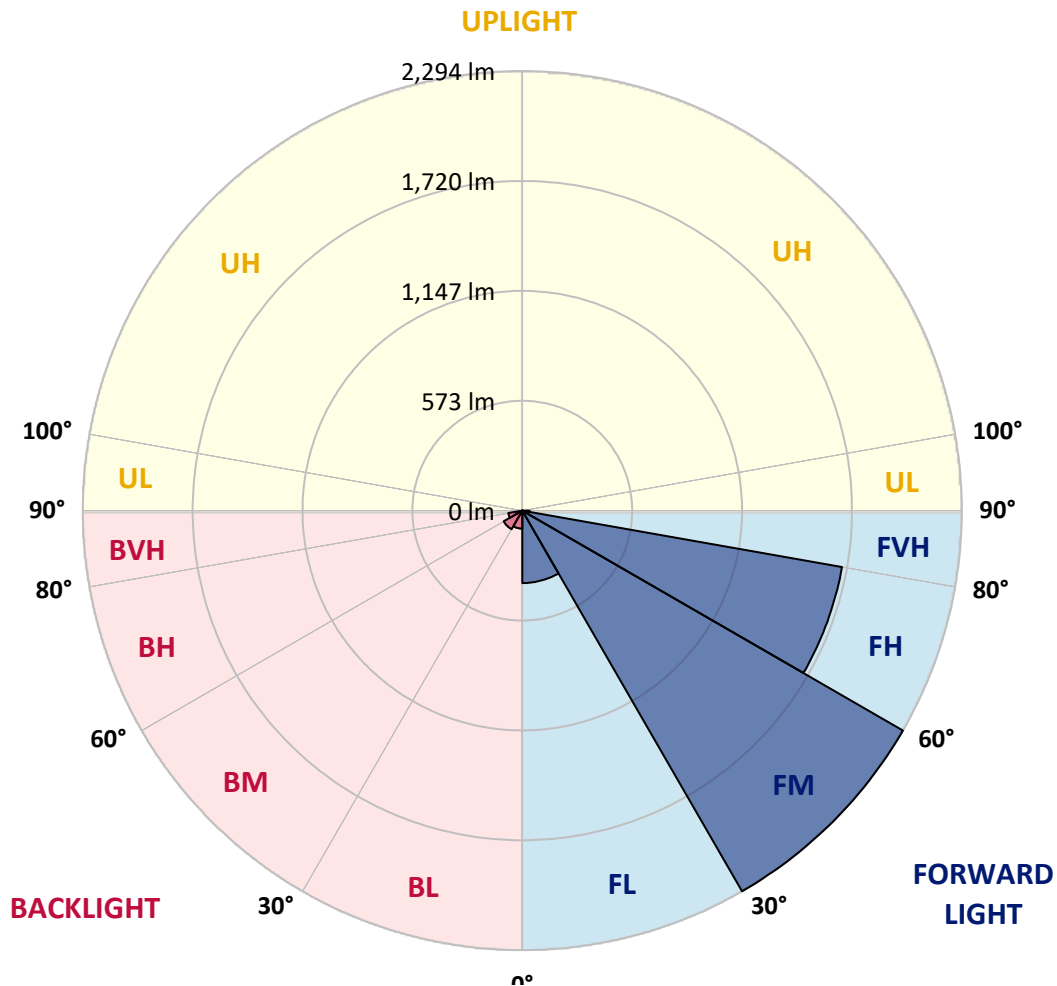
REPORT NUMBER: P386282

CATALOG NUMBER: GWC-SA1D-830-U-T2-HSS

LUMINAIRE CLASSIFICATION SYSTEM LUMEN TABLE AND BUG RATING:

Zone	Lumens	% Fixture	Zone Rating/Lumen Limit		
			B	U	G
FL (0°-30°)	378.0	8.1			
FM (30°-60°)	2293.5	49.0			
FH (60°-80°)	1693.9	36.2			G1/1800
FVH (80°-90°)	37.7	0.8			G1/100
BL (0°-30°)	94.0	2.0	B0/110		
BM (30°-60°)	112.0	2.4	B0/220		
BH (60°-80°)	74.0	1.6	B0/110		G0/110
BVH (80°-90°)	0.9	0.0			G0/10
UL (90°-100°)	0.0	0.0		U0/0	
UH (100°-180°)	0.0	0.0		U0/0	

BUG Rating: B0-U0-G1
 Type II Medium





REPORT NUMBER: P386282
 CATALOG NUMBER: GWC-SA1D-830-U-T2-HSS

CANDELA DISTRIBUTION (FULL):

	0°	5°	15°	25°	35°	45°	55°	65°	66°	75°	85°
0°	533.1	533.1	533.1	533.1	533.1	533.1	533.1	533.1	533.1	533.1	533.1
2.5°	627.4	624.7	623.6	618.7	610.3	603.8	591.3	576.9	574.2	560.2	543.1
5°	708.8	706.6	705.0	698.1	689.5	673.2	650.5	623.6	618.5	591.8	557.5
7.5°	765.5	769.5	769.5	765.1	754.2	742.0	714.2	677.4	671.0	630.1	576.9
10°	798.7	803.6	807.4	811.2	809.6	804.7	778.4	737.1	729.3	675.0	599.4
12.5°	801.8	806.7	817.4	833.2	848.5	859.7	843.2	803.1	794.2	727.1	626.0
15°	784.5	789.6	806.0	836.7	873.9	906.4	911.7	876.3	867.2	789.1	659.4
17.5°	754.2	757.5	781.1	823.6	881.9	941.5	973.8	954.9	946.4	860.1	696.6
20°	731.7	734.2	754.9	800.5	877.0	963.5	1032.5	1038.3	1029.4	936.2	736.8
22.5°	770.2	774.7	775.3	796.9	863.7	974.4	1084.1	1120.4	1113.7	1016.9	776.4
25°	875.4	880.6	863.7	850.3	875.0	979.3	1128.4	1204.5	1199.1	1103.9	816.3
27.5°	1014.5	1019.8	998.0	958.2	934.4	997.8	1167.8	1289.9	1289.7	1196.0	859.2
30°	1151.1	1156.4	1134.2	1094.4	1039.6	1050.1	1201.8	1379.4	1380.7	1291.0	904.8
32.5°	1294.4	1301.0	1278.1	1227.0	1169.8	1140.4	1249.7	1469.2	1476.8	1401.2	956.2
35°	1457.2	1458.1	1425.9	1372.2	1306.4	1261.2	1326.4	1570.0	1588.0	1537.5	1021.4
37.5°	1617.0	1623.4	1596.9	1512.4	1451.9	1400.7	1440.5	1695.9	1721.5	1704.2	1106.6
40°	1735.3	1748.9	1745.1	1653.9	1596.5	1560.0	1582.3	1845.7	1878.1	1898.2	1214.1
42.5°	1809.6	1819.9	1837.2	1782.3	1730.2	1736.2	1749.6	2020.1	2060.1	2119.3	1337.5
45°	1894.8	1899.7	1914.2	1889.9	1854.8	1915.3	1927.1	2216.5	2258.6	2357.1	1474.6
47.5°	1999.0	2010.5	2014.5	1992.3	1976.3	2073.7	2098.2	2395.2	2454.1	2611.9	1619.6
50°	2131.5	2134.7	2141.6	2127.1	2111.1	2209.9	2251.7	2582.7	2636.3	2867.5	1762.7
52.5°	2261.3	2272.4	2296.4	2287.3	2280.8	2325.8	2388.5	2751.8	2811.7	3080.6	1905.5
55°	2298.6	2308.2	2391.2	2447.9	2500.4	2468.6	2519.3	2903.3	2968.1	3271.1	2043.0
57.5°	2149.3	2168.7	2312.4	2460.1	2678.0	2690.6	2699.1	3058.8	3116.9	3417.0	2186.1
60°	1772.0	1775.8	2011.6	2265.0	2648.6	2884.4	2961.6	3225.9	3274.6	3553.0	2357.4
62.5°	1127.1	1165.6	1424.3	1782.0	2338.0	2856.4	3279.1	3478.6	3496.4	3716.0	2603.0
65°	536.8	561.8	748.2	1101.0	1693.5	2497.5	3498.2	3935.8	3943.8	4039.3	2931.1
67.5°	297.2	309.2	398.0	592.7	990.0	1766.2	3409.7	4477.3	4484.9	4369.4	3219.0
69°	232.5	242.7	312.6	446.7	671.2	1269.5	3085.5	4636.0	4658.4	4464.0	3229.2
70°	197.3	207.3	269.2	377.3	539.7	980.9	2746.5	4596.6	4620.4	4455.1	3152.9
72.5°	120.8	126.6	179.3	265.6	361.7	493.5	1693.7	3887.3	3927.6	4086.7	2709.8
75°	81.4	84.5	112.1	183.3	258.7	254.1	879.9	2740.0	2827.2	3179.0	2001.4
77.5°	58.3	61.2	75.2	118.6	181.3	167.7	398.5	1702.8	1721.5	1906.6	1091.5
80°	33.1	35.8	53.2	70.5	123.0	111.9	158.4	813.4	822.7	817.6	364.4
82.5°	17.4	19.6	29.1	46.5	79.0	73.2	65.9	272.3	273.6	227.6	79.9
85°	3.3	4.0	14.5	31.8	40.7	31.8	26.9	63.9	65.2	57.6	19.8
87.5°	0.0	0.2	5.8	7.1	8.0	8.2	8.7	12.5	13.3	18.0	5.3
90°	0.0	0.0	0.0	0.0	0.0	0.0	0.0	0.0	0.0	0.0	0.0



REPORT NUMBER: P386282
 CATALOG NUMBER: GWC-SA1D-830-U-T2-HSS

CANDELA DISTRIBUTION (continued):

	90°	95°	105°	115°	125°	135°	145°	155°	165°	175°	180°
0°	533.1	533.1	533.1	533.1	533.1	533.1	533.1	533.1	533.1	533.1	533.1
2.5°	535.5	527.5	512.1	494.3	480.5	467.0	456.3	445.2	441.2	439.2	438.9
5°	540.8	523.9	491.5	458.1	430.7	404.9	386.4	368.9	360.6	356.9	355.3
7.5°	549.7	522.6	470.3	419.4	380.0	347.7	322.1	303.0	293.4	289.4	287.9
10°	560.2	520.8	445.6	378.4	328.2	294.8	269.4	250.5	240.1	235.6	233.4
12.5°	572.4	517.7	417.1	337.1	283.9	250.5	219.8	196.4	184.4	179.3	176.9
15°	587.6	514.6	387.3	298.1	244.9	204.2	170.6	154.8	152.4	151.5	151.7
17.5°	602.5	509.7	354.9	259.6	204.0	159.5	142.4	141.5	141.9	141.9	141.9
20°	615.8	498.6	319.5	226.7	165.1	134.6	131.0	129.5	128.4	127.5	126.4
22.5°	626.3	483.7	285.4	194.0	134.8	123.3	117.7	112.8	108.8	106.1	104.8
25°	633.4	463.9	254.3	162.6	121.2	112.1	102.1	93.9	87.7	83.9	82.3
27.5°	638.7	442.5	226.5	136.2	111.9	99.2	86.1	76.3	69.9	66.5	65.2
30°	642.5	418.3	202.0	119.7	101.4	85.7	71.6	62.1	57.4	55.6	54.7
32.5°	646.1	391.3	178.9	111.9	91.7	73.2	60.1	52.7	49.8	47.6	46.9
35°	655.0	366.4	156.8	103.7	81.6	62.5	51.6	46.3	43.4	42.0	41.6
37.5°	676.1	348.0	135.7	95.2	71.6	54.1	45.2	41.4	38.7	37.4	36.9
40°	710.1	338.6	117.9	86.1	61.8	47.6	40.9	37.4	34.5	32.5	32.0
42.5°	760.2	339.9	105.5	77.0	54.1	42.5	36.9	32.7	29.6	27.8	27.4
45°	820.9	349.7	96.8	68.1	47.6	38.5	32.5	28.0	25.1	23.6	23.1
47.5°	886.8	365.5	89.7	60.1	42.5	34.7	28.0	23.4	20.9	19.6	19.4
50°	956.2	380.9	82.3	52.3	38.0	30.9	23.6	19.4	17.4	16.2	15.8
52.5°	1026.5	398.7	75.6	45.2	34.3	26.5	19.6	15.8	14.2	13.3	12.9
55°	1102.1	412.0	69.2	39.6	30.5	22.5	16.2	13.1	11.8	10.7	10.5
57.5°	1191.1	432.7	62.5	34.3	26.0	18.7	13.3	10.5	9.3	8.2	8.0
60°	1311.3	457.0	55.4	30.3	21.4	15.4	10.9	8.5	7.1	6.2	6.0
62.5°	1469.7	483.9	46.5	26.5	17.4	12.5	8.7	6.7	5.1	4.0	4.0
65°	1670.6	527.7	38.0	22.2	14.2	10.2	6.7	4.9	2.9	1.8	1.8
67.5°	1787.8	535.3	30.7	18.2	11.6	8.7	5.6	3.3	0.9	0.2	0.0
69°	1750.2	491.5	26.0	15.6	10.0	8.2	5.1	2.4	0.4	0.0	0.0
70°	1679.5	449.4	22.9	13.8	9.1	7.8	4.9	1.8	0.4	0.0	0.0
72.5°	1387.8	319.9	17.4	10.2	6.7	6.9	4.4	1.1	0.4	0.0	0.0
75°	1010.9	194.4	12.5	7.1	4.2	5.1	3.1	0.4	0.2	0.0	0.0
77.5°	562.4	91.7	7.8	4.0	2.7	3.1	1.6	0.0	0.0	0.0	0.0
80°	182.7	24.9	3.6	2.2	1.6	1.8	0.7	0.0	0.0	0.0	0.0
82.5°	33.8	7.1	2.0	1.1	0.4	0.4	0.0	0.0	0.0	0.0	0.0
85°	7.3	2.9	1.1	0.4	0.0	0.0	0.0	0.0	0.0	0.0	0.0
87.5°	2.4	0.9	0.2	0.0	0.0	0.0	0.0	0.0	0.0	0.0	0.0
90°	0.0	0.0	0.0	0.0	0.0	0.0	0.0	0.0	0.0	0.0	0.0

Signify Classified - Internal
Cooper Lighting Solutions Photometric Lab
1121 Highway 74 South
Peachtree City, GA 30269

Scaled Data Report



Report Generated By 670245982

Signify Classified - Internal
Cooper Lighting Solutions Photometric Lab
1121 Highway 74 South
Peachtree City, GA 30269

Scaled Data Report



Signify Classified - Internal
Cooper Lighting Solutions Photometric Lab
1121 Highway 74 South
Peachtree City, GA 30269

Scaled Data Report



Signify Classified - Internal
Cooper Lighting Solutions Photometric Lab
1121 Highway 74 South
Peachtree City, GA 30269

Scaled Data Report



Signify Classified - Internal
Cooper Lighting Solutions Photometric Lab
1121 Highway 74 South
Peachtree City, GA 30269

Scaled Data Report



--- HS — SS

Signify Classified - Internal
Cooper Lighting Solutions Photometric Lab
1121 Highway 74 South
Peachtree City, GA 30269

Scaled Data Report



u

Signify Classified - Internal
Cooper Lighting Solutions Photometric Lab
1121 Highway 74 South
Peachtree City, GA 30269

Scaled Data Report



Signify Classified - Internal
Cooper Lighting Solutions Photometric Lab
1121 Highway 74 South
Peachtree City, GA 30269

Scaled Data Report



(END OF REPORT)